



1. 100A ;
Continuous 100A load.
2. ;
It has two sets of normally open and two sets of normally closed contacts.
3. 24W;
Coil power consumption 24W.
4. 100M (1000VDC) 3.5kV;
The insulation resistance reaches 100M (1000VDC), and the withstand voltage between the contacts and the coil is 3.5kV.
5. IP :IP67;
IP protection level: IP67.
6. IEC 60664-1 GB/T14048.1 GB/T14048.4 ;
Compliant with IEC 60664-1, GB/T14048.1 and GB/T14048.4 requirements.
7. RoHS 2015/863/EU REACH 1907/2006/EC ;
Compliant with RoHS (2015/863/EC) and REACH (1907/2006/EC) requirements.
8. CE;
Safety certificate: CE.

at23

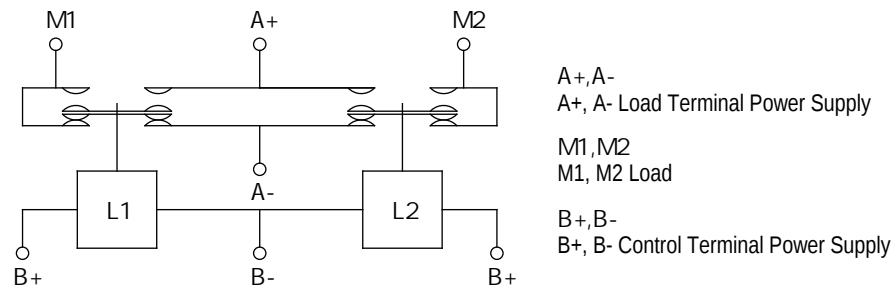
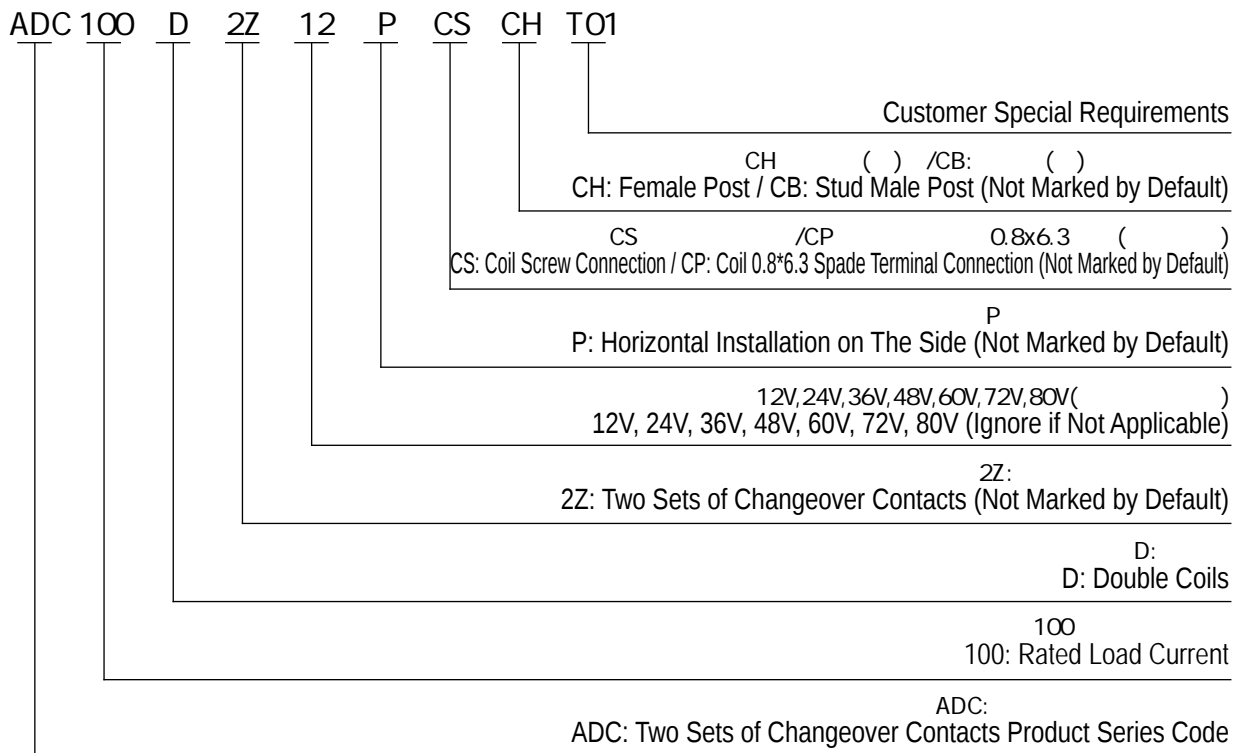
at23

Contact Arrangement	2K (2NO), 2B (2NC)
Contact Resistance	30m
Contact Voltage Drop	80mV(at 80A)
Overload Current	8Ie, 1s
Temperature	-40 ~85
Load Terminal	M8 M8 Thread
Vibration	3.5g, 10~200Hz, 1/2 3.5g, 10~200Hz, 1/2 Sine Wave (Power On)
Relative Humidity	5 ~95 RH
Dimension	105mm*62.5mm*98mm
Operating Duty	Continuous
() Electrical Durability with Load (Resistive)	20000 20,000 Times
Load Wiring Torque	8-10N.m
/	/

Pickup Voltage	70% Us	
Dropout Voltage	5% -40% Us	
Contact Bounce Period	5ms	
Pickup Time	30ms	
Dropout Time	10ms	
Dielectric Strength	Between Main Contacts	50Hz/60Hz 1500VAC/1min
	Between Main Contacts and Coil	50Hz/60Hz 1500VAC/1min
Insulation Resistance	Initial State	100M 1min
	After Electrical Life	50M 1min
Shock	Stability	20g 20g (Power On)
	Strength	50g
Mechanical Durability		100000 100,000 Times
Coil Wiring Torque		0.5-0.8N.m

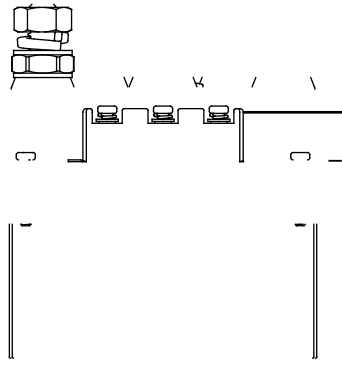
ADC100D

Coil Voltage	Pickup Voltage	Dropout Voltage	Starting Coil Resistance	Holding Coil Resistance	Coil Power Consumption (Holding)
12V	70% U _s	5% -40% U _s	2.4 ± 10%	24 ± 10%	24W± 10%
24V	70% U _s	5% -40% U _s	9.6 ± 10%	96 ± 10%	24W± 10%
36V	70% U _s	5% -40% U _s	21.6 ± 10%	216 ± 10%	24W± 10%
48V	70% U _s	5% -40% U _s	38.4 ± 10%	384 ± 10%	24W± 10%
60V	70% U _s	5% -40% U _s	60 ± 10%	600 ± 10%	24W± 10%
72V	70% U _s	5% -40% U _s	86.4 ± 10%	864 ± 10%	24W± 10%



ADC100D
ADC100D Wiring Diagram

ADC100D



4-M8
Load Wiring 4-M8
8.0-10.0N.m
Torque 8.0-10.0N.m

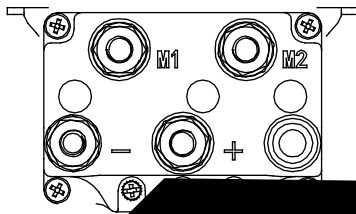

3-M3
Coil Wiring 3-M3
0.5-0.8N.m
Torque 0.5-0.8N.m

ADC100DCP

4-M8
Load Wiring 4-M8
8.0-10.0N.m
Torque 8.0-10.0N.m

3-0.8x6.3
Coil Wiring 3-0.8*6.3
Spade Terminal

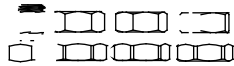
ADC100DCB



4-M8
Load Wiring 4-M8
8.0-10.0N.m
Torque 8.0-10.0N.m

3-M3
0.5-0.8N.m
Torque 0.5-0.8N.m

ADC100DCPCB



4-M8
Load Wiring 4-M8
8.0-10.0N.m
Torque 8.0-10.0N.m

3-0.8x6.3
Coil Wiring 3-0.8*6.3
Spade Terminal

1.

This document is only for customer selection reference, AOKAI has tried the best to ensure the accuracy of the information in this document. Product specifications and parameters may be changed due to product improvement etc., they may be inconsistent because of not updated in time. For the specific parameters and performance of each product, please refer to the samples provided by AOKAI and the corresponding signed and controlled specification.

2.

Regarding the application of this product, please select the matching product according to your specific use conditions and environmental requirements when selecting the product. If the requirements are not clearly specified, please contact AOKAI to obtain more technical support.

3.

When installing and using this product, regardless of wiring or fixed installation, it is required to use anti-loose spring washers.

4.

The torque for installing fasteners should be within the standard range required by this specification. It may cause the unstable installation or damaging the product if the torque is lower than the minimum torque or higher than the maximum torque.

5.

Do not install the contactor in places with strong magnetic fields (such as transformers or strong magnets), or close to objects with thermal radiation. It is recommended to use it with a cooling fan.

6.

30cm

It is forbidden to use the product that have been dropped from a high place (height \geq 30cm).

7.

It is forbidden to use the product in an environment with oil pollution, especially before wiring, it will seriously affect the main terminals conductivity if they are polluted by oil pollution, and affect the product life.

8.

It is forbidden to use the product beyond the rated electrical life. When the rated electrical life is reached, although the product can continue to work, there is a risk of failure, explosion, and burning because of non-breaking.

9.

This product cannot be used as a protector, and the circuit must be connected with a protector in series when using.

10.

AOKAI only does the resistive electrical life verification and quality assurance. When the product is used in an environment with inductive load or capacitive load, it is recommended that the circuit should be connected in parallel with a surge protection device.

11.

After continuous work, restarting immediately after disconnection will affect the pull-in voltage because the product is in a hot state, and the pull-in voltage will increase, which is a reasonable phenomenon.

12.

It is strictly prohibited to wiring when power on.