

Features



Using ceramic brazing technology, the contact part is filled with mainly hydrogen gas to effectively prevent contact oxidation and burnout. The contact resistance is low and stable, and the contact part can meet the IP67 protection grade.

40A 85°C long time current carrying capacity.

7% contact resistance

Compliant with IEC 60664-1, GB/T14048.1 and GB/T14048.4 requirements.

Safety certificate: CE, RoHS.

Main Contact Specification

Contact Arrangement	1/0
Contact Polarity	Nonpolarity
Contact Resistance	≤ 7mΩ
Max. Breaking Current	75kA
Electrical Endurance	≥ 10 ⁷
	≥ 10 ⁷
Mechanical Endurance	≥ 10 ⁷
Withstand Current	40A, Continuous
	1
	4
	4
Load Terminal	MN

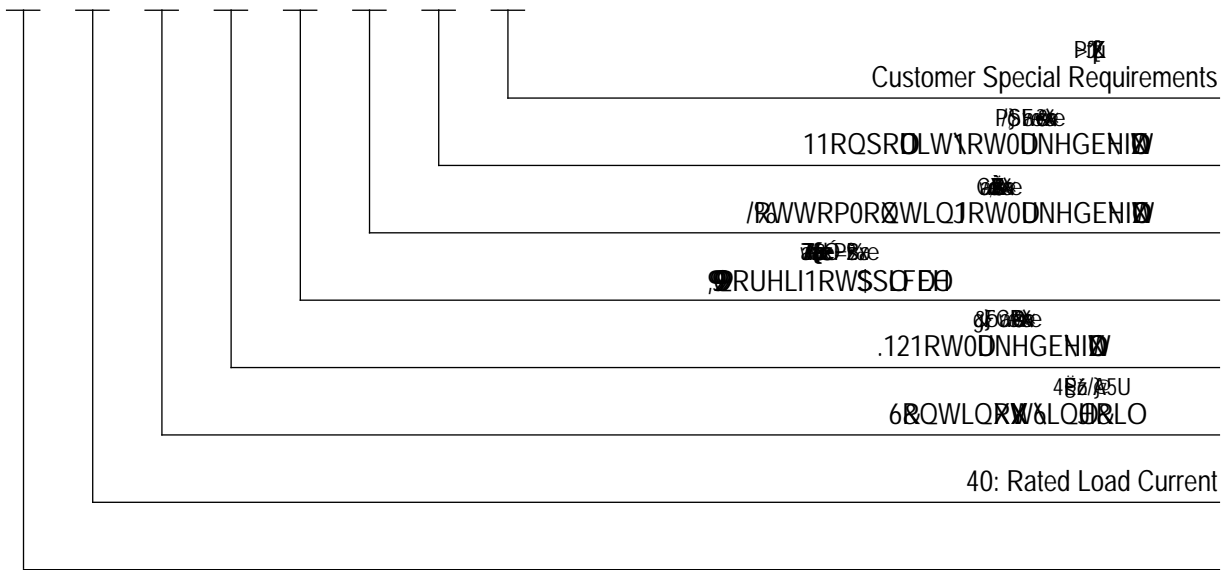
Performance Parameter

Rated Voltage	0.6kV	
Rated Current	40A	
Pickup Time	≤ 0.1s	
Contact Bounce Period	≤ 0.1s	
Electrical Life	Between Main Contacts	≥ 10 ⁷
	Between Main Contact and Coil	≥ 10 ⁷
Insulation Resistance	Initial State	≥ 10 ¹¹ Ω
	After Electrical Life	≥ 10 ¹⁰ Ω
Shock	Stability	≥ 1000g
	Strength	≥ 1000g
Relative Humidity	≤ 95%	
Temperature	≤ 55°C	
Load Terminal	28mm ² OC Terminal	
Weight	≤ 1.5kg	

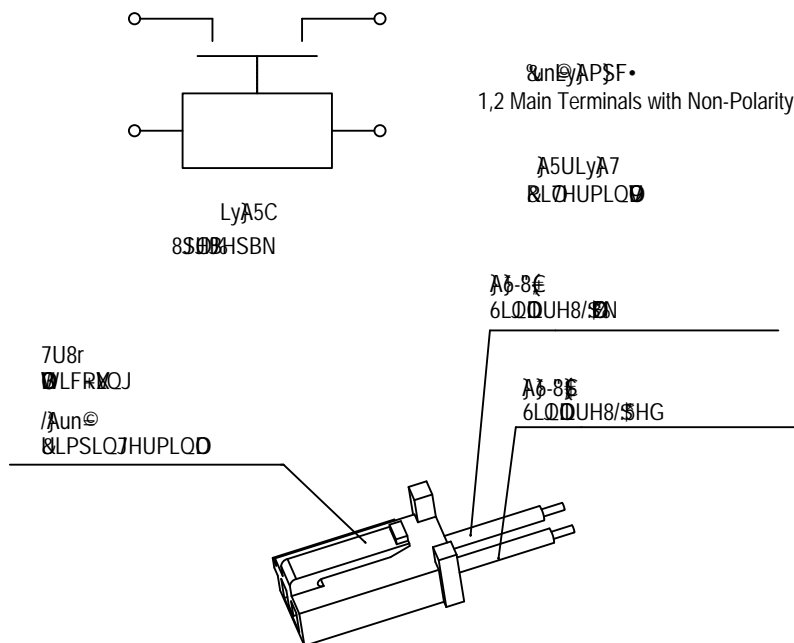
A5C ADE40 Coil Parameter

ABD LOROWDJH	OV BFSROWDJH	z O URSRROWDJH	ABO Coil Resistance	AB. Coil Power Consumption
7	0 6	06	p	β
7	0 6	06	p	β
7	0 6	06	p	β
7	0 6	06	p	β
7	0 6	06	p	β

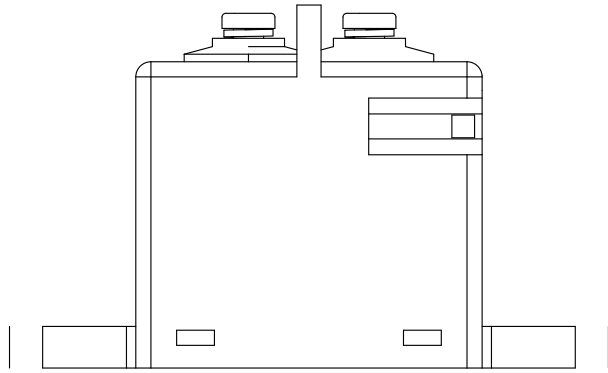
Model Coding



LyA75C Wiring Diagram



Outline Installation Dimension Drawing



Usage Cautions

0

in this document. Product specifications and parameters may be changed due to product improvement etc., they may be inconsistent because of not updated in time. For the specific parameters and performance of each product, please refer to

0

Regarding the application of this product, please select the matching product according to your specific use conditions and to obtain more technical support.

0

When installing and using this product, regardless of wiring or fixed installation, it is required to use anti-loose spring washers.

0

The torque for installing fasteners should be within the standard range required by this specification. It may cause the unstable installation or damaging the product if the torque is lower than the minimum torque or higher than the maximum torque.

0

with thermal radiation. It is recommended to use it with a cooling fan.

0

, with thermal radiation. It is recommended to use it with a cooling fan.

0

It is forbidden to use the product in an environment with oil pollution, especially before wiring, it will seriously affect the main terminals conductivity if they are polluted by oil pollution, and affect the product life.

0

It is forbidden to use the product beyond the rated electrical life. When the rated electrical life is reached, although the product can continue to work, there is a risk of failure, explosion, and burning because of non-breaking.

0

This product cannot be used as a protector, and the circuit must be connected with a protector in series when using.

0

with inductive load or capacitive load, it is recommended that the circuit should be connected in parallel with a surge protection device.

0

After continuous work, restarting immediately after disconnection will affect the pull-in voltage because the product is in a hot state, and the pull-in voltage will increase, which is a reasonable phenomenon.

0

It is strictly prohibited to wiring when power on.