



1. 50A ;
2. ;
3. 9W;
4. 100M (1000VDC) 1kV;
5. IP :IP40;
6. IEC 60664-1 GB/T14048.1 GB/T14048.4 ;
7. RoHS 2015/863/EU REACH 1907/2006/EC ;
8. CE RoHS;

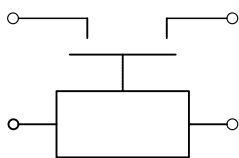
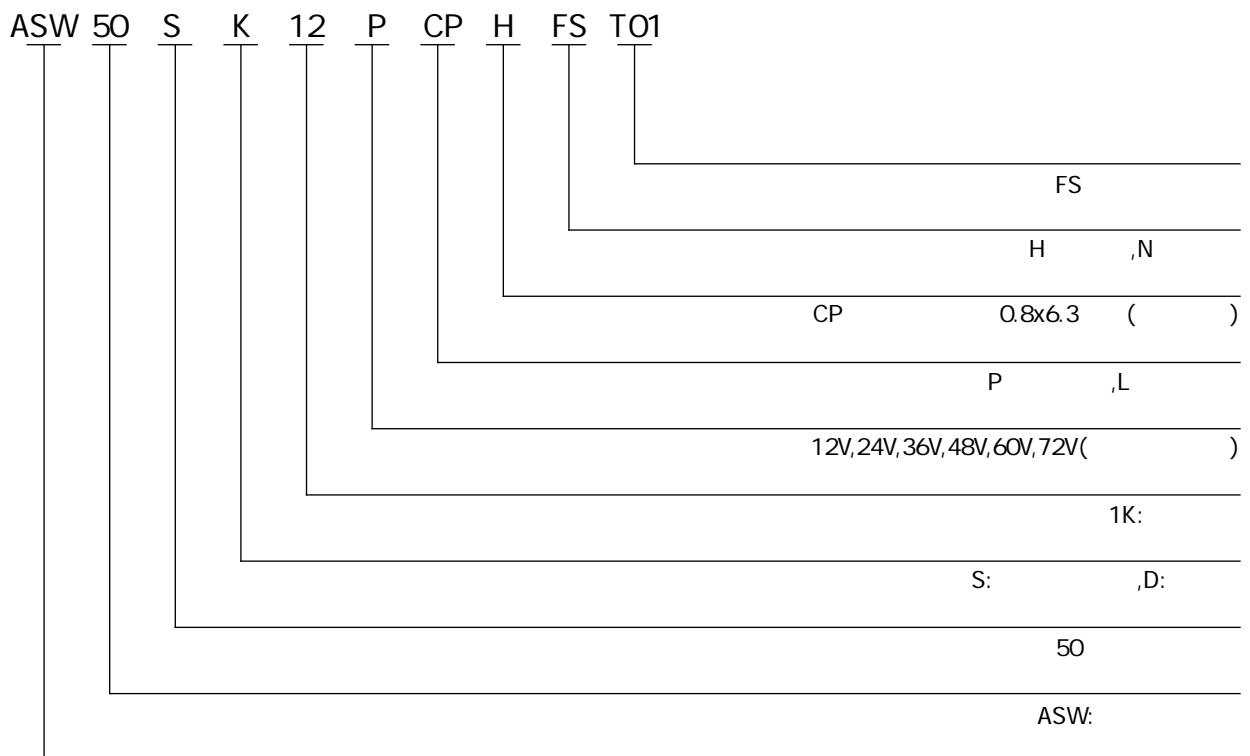
at23

at23

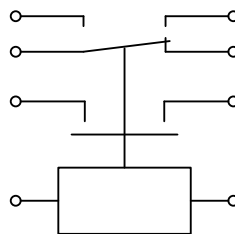
1K 1NO /1B 1NC		70% Us
0.5m		10% Us
80mV(at 50A)		5ms
7le, 1s		30ms
-40 ~-65		30ms
M6		50Hz/60Hz 1000VAC/1min
3.5g,10~200Hz,1/2		50Hz/60Hz 1000VAC/1min
20 ~90 RH		100M 1min
36x33x83.5mm		50M 1min
		60-100) / 4g
() 6000		100000
4-5N.m		6.3x0.8

ASW50S

12V	70% Us	10% Us	0.6A	5 9W
24V	70% Us	10% Us	0.25A	5 9W
36V	70% Us	10% Us	0.23A	5 9W
48V	70% Us	10% Us	0.2A	5 9W
60V	70% Us	10% Us	0.15A	5 9W
72V	70% Us	10% Us	0.13A	5 9W



Wiring Diagram Without Micro Switch




Wiring Diagram with Micro Switch

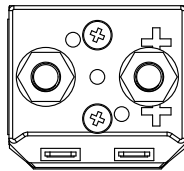
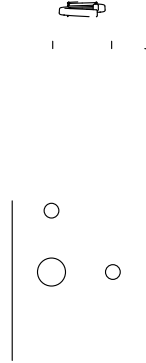
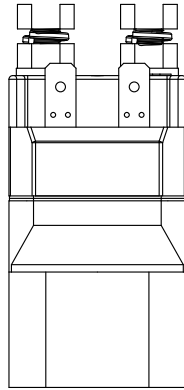
A1,A2

1,2

12-72V



ASW50S()
ASW5 S (Without Bracket)



2-M6

4-5N.m

T=0.8x6.3

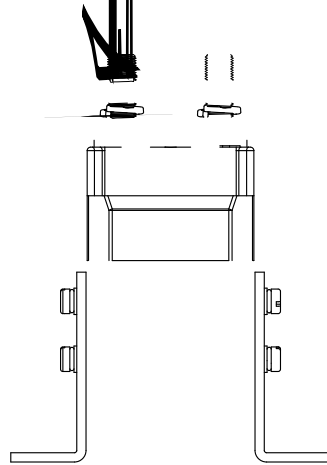
ASW50SFS()
ASW5 SFS (Without Bracket)

2-M6

4-5N.m

T=0.8x6.3

ASW50SL()
ASW5 SL (With Bracket)



2-M6

4-5N.m

T=0.8x6.3

ASW50SLFS()
ASW5 SLFS (With Bracket)

2-M6

4-5N.m

T=0.8x6.3



1.

2.

3.

4.

5.

6. 30cm

7.

8.

9.

10.

11.

12.

13.

14.